

Elite™ Cabinet & Rack Enclosures

Custom enclosures without the custom price

- » Fully customizable for your specific applications
- » Numerous cooling options
- » Extensive cable management
- » Two-day custom turnaround
- » Lifetime guarantee



Get exactly what you need and want.



Robust cabinets for any application

More features.

The Elite Cabinet family from Black Box delivers more features and options than any other Black Box cabinet—more door and panel choices, more cable management, features like high-flow mesh on all mesh doors, and dual universal PDU mounting brackets.

Plus Elite Cabinets feature heavy-duty, welded steel construction and come with the protection of a lifetime Black Box® Double Diamond™ warranty. The cabinets arrive fully assembled and ready to populate.

More choices.

Elite Cabinets are specifically designed to be adaptable to your exact needs. Whether you need a high-airflow cabinet for your data center or a small, secure cabinet for an office, the Elite Cabinet family has exactly the cabinet for you.

Select a pre-configured cabinet or have one customized to your specifications and shipped in only two business days. Choose from a wide range of sizes to suit all your data and server cabinet needs. Our Tech Support experts will help you specify the cabinet you need—FREE of charge.

More cable management.

Cable management is easy—extensive cable knockouts on the top and sides provide convenient cable entry. The cabinets feature multiple lacedown points throughout. For even more cable management, add our Horizontal and Vertical Lacing Bars or Front-to-Back Cable Managers (pages 8–9).

More versatility.

Because Elite Cabinets come with a wide range of choices in frame sizes, doors, and top and side panels, they adapt to nearly any application.

Rails with M6 square holes are standard in all our Elite cabinets offered in Europe. They enable you to use vendor-supplied server rails that latch into the square holes to support servers, or to convert the square hole to a threaded M6 hole by using cage nuts.

Cabinet doors are available in solid, high-flow mesh, split high-flow mesh, smoked PLEXIGLAS®, or solid with fans. You also can choose a cabinet with no doors. Side panels can be solid or vented, or you can leave them off. All Elite Cabinets have our high-flow mesh, which improves airflow approximately 10% over typical cabinets.

Cabinet tops are customizable, too—choose a top panel with or without fans, or use the top opening to rackmount up to 12U of shallow components such as patch panels or power strips. For more information, call our FREE Tech Support.

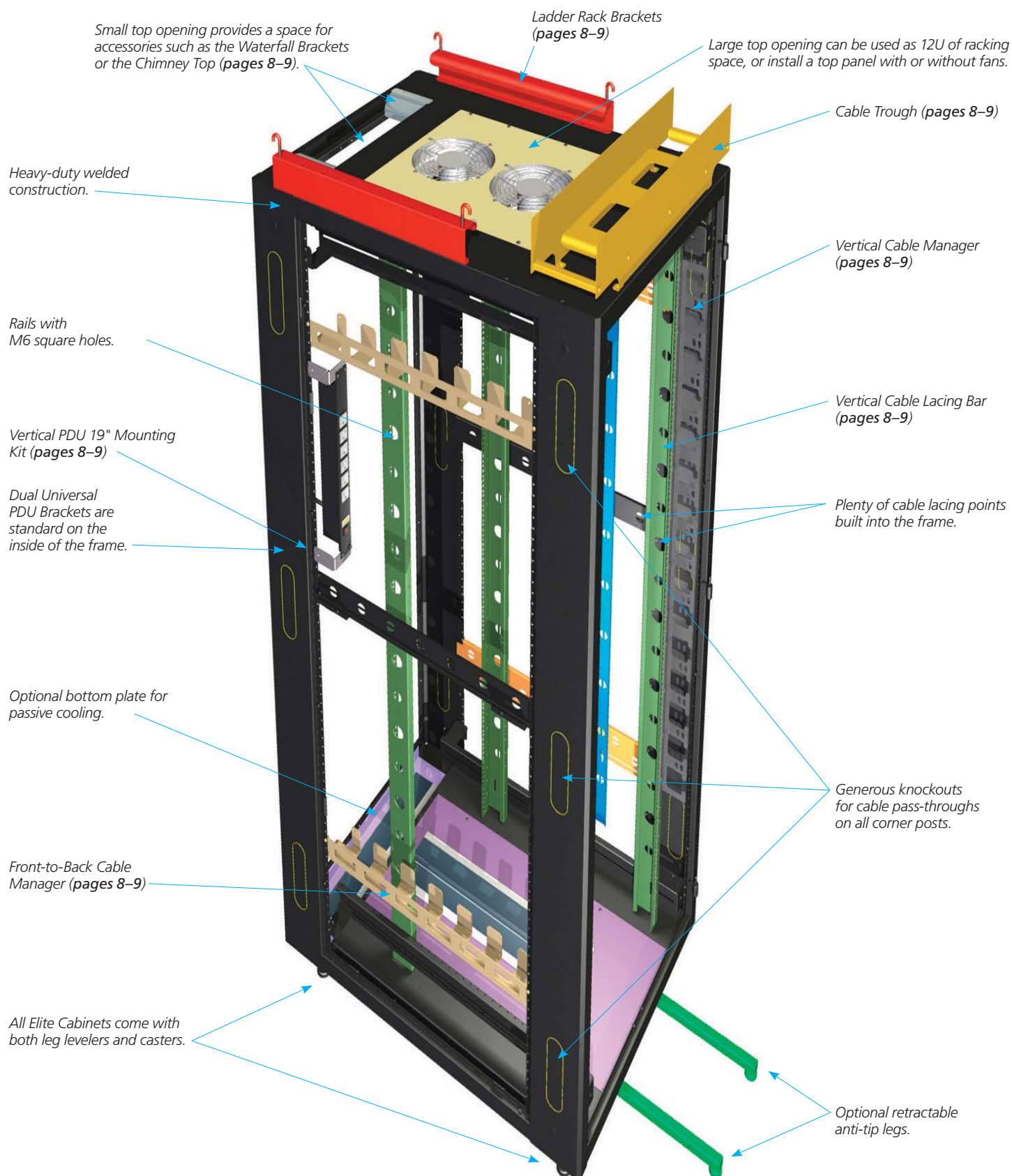
For data center installations, Elite Cabinets are Ladder Rack ready with the addition of the optional Ladder Rack Bracket (pages 8–9).

- ◆◆ **WARRANTY** — Lifetime

Protect your IT investments

Environmental monitoring is a cost-effective, proactive way to protect your investments from climate, overheating, theft, etc. Find out more at www.blackbox.eu or get FREE, live help in less than 20 seconds.

More features and options than any other Black Box cabinet.



FREE, live help in 20 seconds or less!

Pre-configured Elite Cabinets

Most common cabinet configurations are ready to ship today.

These popular Elite Cabinet configurations are in stock and ready to ship now. Don't see what you need here? Just turn the page for details on customizing your cabinet to your exact specifications.




EC45U6090SMDSSNK: left: front view; right: rear view

EC45U6090SPDS3NK: front view

Item	Code	Item	Code
Elite™ Cabinets		Elite Cabinets (Continued)	
45U x 60-cm W x 90-cm D		45U x 60-cm W x 90-cm D (Continued)	
Mesh Front and Rear Doors, Solid Side Panels, Keyed Lock		PLEXIGLAS® Front Door, Mesh Rear Door, Solid Side Panels, Keyed Lock	
M6 Rails		M6 Rails	
Mesh Top Panel	EC45U6090SMMSMNK	Mesh Top Panel	EC45U6090SPMSMNK
3-Fan Top Panel	EC45U6090SMMS3NK	3-Fan Top Panel	EC45U6090SPMS3NK
6-Fan Top Panel	EC45U6090SMMS6NK	6-Fan Top Panel	EC45U6090SPMS6NK
Mesh Front Doors, Split Mesh Rear Door, Solid Side Panels, Keyed Lock		PLEXIGLAS® Front Door, Split Mesh Rear Door, Solid Side Panels, Keyed Lock	
M6 Rails		M6 Rails	
Mesh Top Panel	EC45U6090SMDSMNK	Mesh Top Panel	EC45U6090SPDSMNK
3-Fan Top Panel	EC45U6090SMDS3NK	3-Fan Top Panel	EC45U6090SPDS3NK
6-Fan Top Panel	EC45U6090SMDS6NK	6-Fan Top Panel	EC45U6090SPDS6NK
		No Doors or Sides, Mesh Top Panel	
		M6 Rails	
		EC45U6090SNNNMNN	
		45U x 60-cm W x 100-cm D	
		Mesh Front and Rear Doors, Solid Side Panels, Keyed Lock	
		M6 Rails, Mesh Top Panel, Anti-Tip Legs	
		EC45U60100SMMSMYK	
		Mesh Front Door, Split Mesh Rear Door, Solid Side Panels, Keyed Lock	
		M6 Rails, Mesh Top Panel, Anti-Tip Legs	
		EC45U60100SMDSMYK	

Item	Code	Item	Code
Elite™ Cabinets (Continued)		Elite Cabinets (Continued)	
45U x 75-cm W x 80-cm D		38U x 75-cm W x 80-cm D	
PLEXIGLAS® Front Door, Mesh Rear Door, Solid Side Panels, Keyed Lock		PLEXIGLAS Front Door, Mesh Rear Door, Solid Side Panels, Keyed Lock	
M6 Rails		M6 Rails	
Mesh Top Panel	EC45U7580SPMSMNK	Mesh Top Panel	EC38U7580SPMSMNK
3-Fan Top Panel	EC45U7580SPMS3NK	Single-Fan Top Panel	EC38U7580SPMS1NK
6-Fan Top Panel	EC45U7580SPMS6NK	3-Fan Top Panel	EC38U7580SPMS3NK
PLEXIGLAS Front Door, Split Mesh Rear Door, Solid Side Panels, Keyed Lock		6-Fan Top Panel	EC38U7580SPMS6NK
M6 Rails		PLEXIGLAS Front Door, Solid Rear Door, Solid Side Panels, Keyed Lock	
Mesh Panel	EC45U7580SPDSMNK	M6 Rails	
3-Fan Top Panel	EC45U7580SPDS3NK	6-Fan Top Panel	EC38U7580SPSS6NK
6-Fan Top Panel	EC45U7580SPDS6NK	PLEXIGLAS Front Door, Split Mesh Rear Door, Solid Side Panels, Keyed Lock	
45U x 75-cm W x 90-cm D		M6 Rails	
PLEXIGLAS Front Door, Mesh Rear Door, Solid Side Panels, Keyed Lock		Mesh Top Panel	EC38U7580SPDSMNK
M6 Rails		Single-Fan Top Panel	EC38U7580SPDS1NK
Solid Top Panel	EC45U7590SPMSSNK	3-Fan Top Panel	EC38U7580SPDS3NK
Mesh Top Panel	EC45U7590SPMSMNK	6-Fan Top Panel	EC38U7580SPDS6NK
3-Fan Top Panel	EC45U7590SPMS3NK		
6-Fan Top Panel	EC45U7590SPMS6NK	24U x 60-cm W x 100-cm D, M6 Rails	
PLEXIGLAS Front Door, Split Mesh Rear Door, Solid Side Panels, Keyed Lock		Mesh Front and Rear Doors, Solid Side Panels, Keyed Lock	
M6 Rails			EC24U60100SMMSMNK
Mesh Top Panel	EC45U7590SPDSMNK	Mesh Front Door, Split Mesh Rear Door, Solid Side Panels,	
Solid Top Panel	EC45U7590SPDSSNK	Mesh Top Panel, Keyed Lock	EC24U60100SMDSMNK
3-Fan Top Panel	EC45U7590SPDS3NK	PLEXIGLAS Front Door, Mesh Rear Door, Solid Side Panels	
6-Fan Top Panel	EC45U7590SPDS6NK	Mesh Top Panel, Keyed Lock	EC24U60100SPMSMNK
		PLEXIGLAS Front Door, Split Mesh Rear Door, Solid Side Panels	
		Mesh Top Panel, Keyed Lock	EC24U60100SPDSMNK
		No Doors or Sides, Mesh Top Panel	EC24U60100SNNNMNN
45U x 75-cm W x 100-cm D		24U x 75-cm W x 80-cm D, M6 Rails	
Mesh Front and Rear Doors, Solid Side Panels, Keyed Lock		PLEXIGLAS Front Door, Mesh Rear Door, Solid Side Panels, Keyed Lock	
M6 Rails, Mesh Top Panel, Anti-Tip Legs	EC45U75100SMMSMYK	Mesh Top Panel	EC24U7580SPMSMNK
Mesh Front Door, Split Mesh Rear Door, Solid Side Panels, Keyed Lock		Solid Top Panel	EC24U7580SPMSSNK
M6 Rails, Mesh Top Panel, Anti-Tip Legs	EC45U75100SMDSMYK	Single-Fan Top Panel	EC24U7580SPMS1NK
42U x 75-cm W x 100-cm D		3-Fan Top Panel	EC24U7580SPMS3NK
Mesh Front and Rear Doors, Solid Side Panels, Keyed Lock		6-Fan Top Panel	EC24U7580SPMS6NK
M6 Rails		PLEXIGLAS Front Door, Split Mesh Rear Door, Solid Side Panels, Keyed Lock	
Mesh Top Panel	EC42U75100SMMSMNK	Mesh Top Panel	EC24U7580SPDSMNK
PLEXIGLAS Front Door, Mesh Rear Door, Solid Side Panels, Keyed Lock		Solid Top Panel	EC24U7580SPDSSNK
M6 Rails		Single-Fan Top Panel	EC24U7580SPDS1NK
Mesh Top Panel	EC42U75100SPMSMNK	3-Fan Top Panel	EC24U7580SPDS3NK
6-Fan Top Panel	EC42U75100SPMS6NK	6-Fan Top Panel	EC24U7580SPDS6NK
Mesh Front Door, Split Mesh Rear Door, Solid Side Panels, Keyed Lock		PLEXIGLAS Front Door, Solid Rear Door, Solid Side Panels, Keyed Lock	
M6 Rails		6-Fan Top Panel	EC24U7580SPSS6NK
Mesh Top Panel	EC42U75100SMDSMNK		
PLEXIGLAS Front Door, Split Mesh Rear Door, Solid Side Panels, Keyed Lock			
M6 Rails			
Mesh Top Panel	EC42U75100SPDSMNK		
6-Fan Top Panel	EC42U75100SPDS6NK		
42U x 60-cm W x 100-cm D			
Mesh Front and Rear Doors, Solid Side Panels, Keyed Lock			
M6 Rails			
Mesh Top Panel	EC42U60100SMMSMNK		
Mesh Front Door, Split Mesh Rear Door, Solid Side Panels, Keyed Lock			
M6 Rails			
Mesh Top Panel	EC42U60100SMDSMNK		

Don't see what you need here? 

See pp. 6–7 to configure your own Elite Cabinet.

Don't see exactly what you want? We'll build it for you in two days or less.

If one of our pre-configured cabinets doesn't work for you, it's easy to build your own Elite™ Cabinet to your specifications. Just use the codes (right) to fill in the line on **page 7, bottom**, matching colors as you go. When you're done, just call your local Black Box with the number, and we'll have your custom-built cabinets on your doorstep in a flash.

The example **below** is a 42U x 75-cm W x 100-cm D cabinet with M6 rails, a mesh front door, a split mesh rear door, solid side panels, a mesh top, anti-tip legs, and keyed locks. Need help? Call our fast, FREE Tech Support.

Example:

E	C	4	2	U	7	5	1	00	S	M	D	S	M	Y	K
---	---	---	---	---	---	---	---	----	---	---	---	---	---	---	---

Step 1:

Choose your enclosure.

24U x 60-cm W x 100-cm D

E	C	2	4	U	6	0	1	00
---	---	---	---	---	---	---	---	----

24U x 75-cm W x 80-cm D

E	C	2	4	U	7	5	8	0
---	---	---	---	---	---	---	---	---

38U x 75-cm W x 80-cm D

E	C	3	8	U	7	5	8	0
---	---	---	---	---	---	---	---	---

42U x 60-cm W x 100-cm D

E	C	4	2	U	6	0	1	00
---	---	---	---	---	---	---	---	----

42U x 75-cm W x 100-cm D

E	C	4	2	U	7	5	1	00
---	---	---	---	---	---	---	---	----

45U x 60-cm W x 90-cm D

E	C	4	5	U	6	0	9	0
---	---	---	---	---	---	---	---	---

45U x 60-cm W x 100-cm D

E	C	4	5	U	6	0	1	00
---	---	---	---	---	---	---	---	----

45U x 75-cm W x 80-cm D

E	C	4	5	U	7	5	8	0
---	---	---	---	---	---	---	---	---

45U x 75-cm W x 90-cm D

E	C	4	5	U	7	5	9	0
---	---	---	---	---	---	---	---	---

45U x 75-cm W x 100-cm D

E	C	4	5	U	7	5	1	00
---	---	---	---	---	---	---	---	----

45U x 75-cm W x 120-cm D

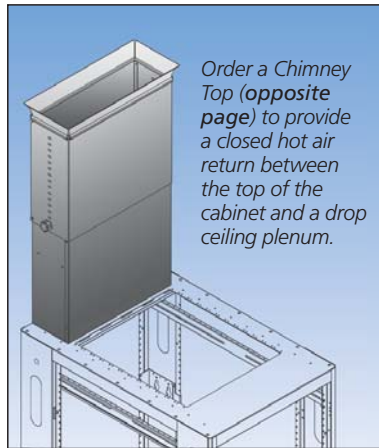
E	C	4	5	U	7	5	1	20
---	---	---	---	---	---	---	---	----



Accessorize!

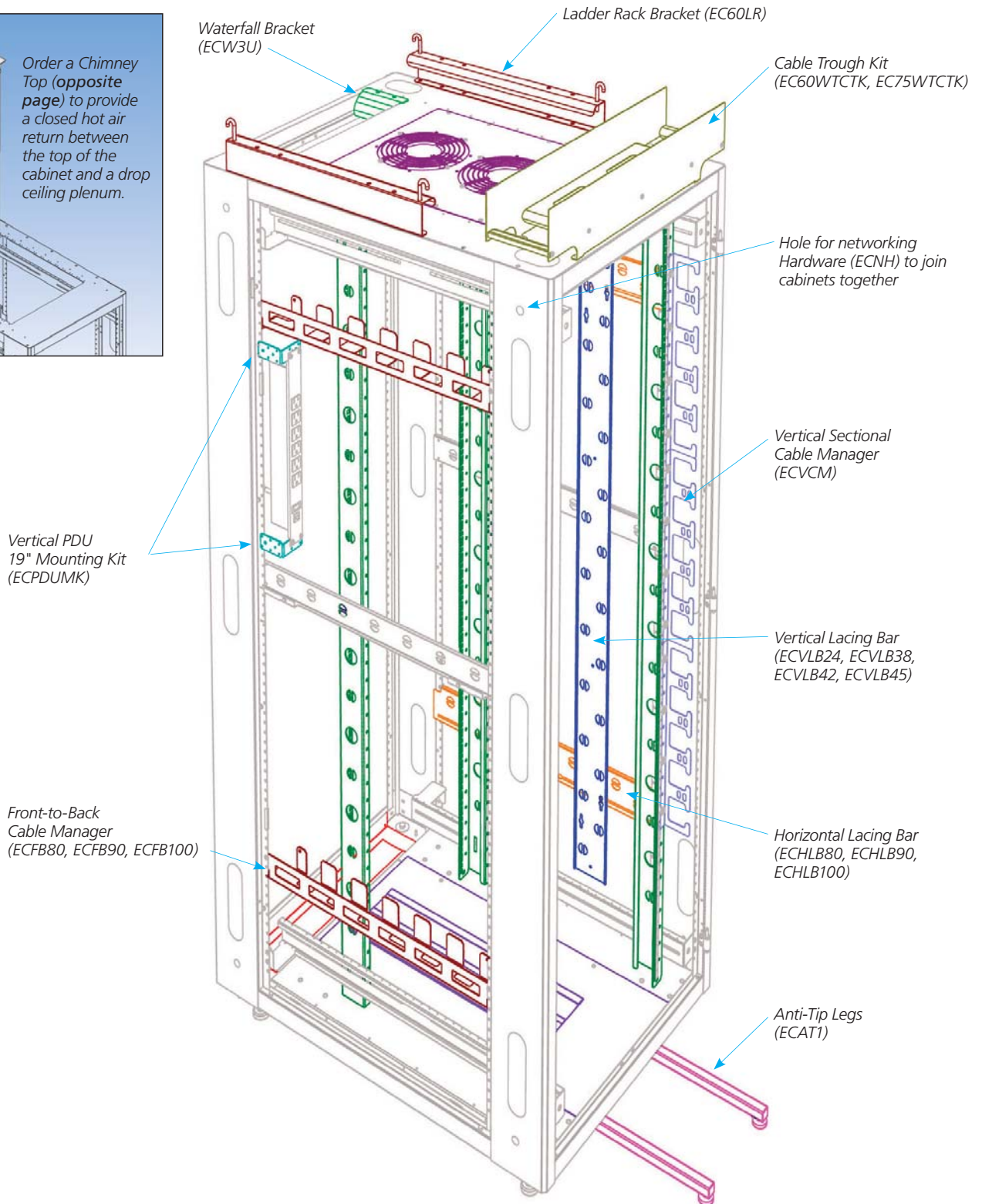
Add accessories to add function.


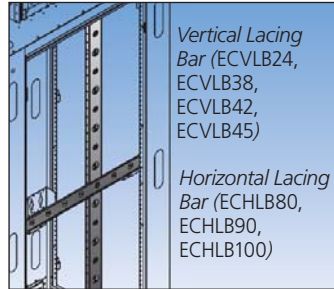
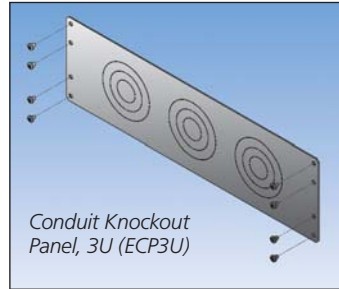


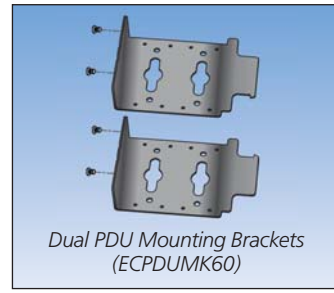


After you select the right cabinet configuration, it's time to accessorize your cabinet with cable management, keyboard trays, and all the parts that make your Elite™ Cabinet perfect for your application.



Change your cabinet configuration.

If you already own an Elite Cabinet, it's easy to change top panels and other parts when your requirements change—parts such as top panels can be changed in a just few minutes with basic tools.





Item

Code

Elite Cabinet Accessories

Horizontal Cable Management	
Front-to-Back Cable Managers	
for 75-cm W x 80-cm D Cabinets	ECFB80
for 75-cm W x 90-cm D Cabinets	ECFB90
for 75-cm W x 100-cm D & 120D Cabinets	ECFB100
Horizontal Lacing Bars	
for 75-cm W x 80-cm D Cabinets	ECHLB80
for 75-cm W x 90-cm D Cabinets	ECHLB90
for 75-cm W x 100-cm & 120-cm D Cabinets	ECHLB100
Vertical Cable Management	
Vertical Lacing Bars	
for 24U Cabinets	ECVLB24
for 38U Cabinets	ECVLB38
for 42U Cabinets	ECVLB42
for 45U Cabinets	ECVLB45
Sectional Cable Manager, 48.9-cm Segment*	ECVCM
*Order (2) for a 24U cabinet, (3) for a 38U or 42U cabinet, or (4) for an 45U cabinet.	
Extra Pairs of M6 Rails	
for 24U Cabinets	EC24M6
for 38U Cabinets	EC38M6
for 42U Cabinets	EC42M6
for 45U Cabinets	EC45M6
23" Mounting Kits for 75-cm W Cabinets	
for 75-cm W x 80-cm D Cabinets	EC23MK80
for 75-cm W x 90-cm D Cabinets	EC23MK90
for 75-cm W x 100-cm D Cabinets	EC23MK100
Top Panels	
Perforated	ECTOPP
Solid	ECTOPS
(3) 10-cm Fan (380-m³/h)	ECTOPF
(6) 10-cm Fan (760-m³/h)	ECTOP2F
Single 25-cm Fan (930-m³/h)	ECTOPF10
Dual 25-cm Fan (1860-m³/h)	ECTOP2F10

Item

Code

Elite Cabinet Accessories (Continued)

Chimney Top	
Chimney for Small Top Opening Plus Solid Top for Large Opening	ECTOPCHIM
Fan Tray for ECTOPCHIM (1000-m³/h)	ECTOPCHIMFT
Solid Bottom Panels	
for 60-cm W x 90-cm D Cabinets	ECBSKL6090
for 60-cm W x 100-cm D Cabinets	ECBSKL60100
for 75-cm W x 80-cm D Cabinets	ECBSKL7580
for 75-cm W x 90-cm D Cabinets	ECBSKL7590
for 75-cm W x 100-cm & 120-cm D Cabinets	ECBSKL75100
Solid Rear Bottom Panels	
for 60-cm W Cabinets	ECBSKS60
for 75-cm W Cabinets	ECBSKS75
Bottom Filter Kits	
for 60-cm W x 90-cm D Cabinets	ECBFL6090
for 60-cm W x 100-cm D Cabinets	ECBFL60100
for 75-cm W x 80-cm D Cabinets	ECBFL7580
for 75-cm W x 90-cm D Cabinets	ECBFL7590
for 75-cm W x 100-cm & 120-cm D Cabinets	ECBFL75100
Bottom Brush Grommet Kits	
for 60-cm W x 90-cm D Cabinets	ECBGKL6090
for 60-cm W x 100-cm D Cabinets	ECBGKL60100
for 75-cm W x 80-cm D Cabinets	ECBGKL7580
for 75-cm W x 90-cm D Cabinets	ECBGKL7590
for 75-cm W x 100-cm D & 120-cm D Cabinets	ECBGKL75100
Bottom Rear Brush Grommet Kits	
for 60-cm W Cabinets	ECBBGKS60
for 75-cm W Cabinets	ECBBGKS75
Cable Trough Kits	
60-cm Wide	EC60WTCTK
72-cm Wide	EC75WTCTK
Conduit Knockout Panel (with Circular Knockouts for 3U Opening)	
	ECP3U
Brush Grommet Kit for 3U Opening	
	ECBGK3U
Waterfall Brackets for 3U Top Opening	
	ECW3U
Ladder Rack Bracket, 60-cm W	
	EC24LR
Light Kit	
	ECLK
Vertical PDU 19" Mounting Kit, 0U	
	ECPDUMK
Anti-Tip Legs	
	ECAT1
Networking Hardware/Baying Kit	
	ECNH
Dual PDU Mounting Brackets, 1 Pair*	
for 60-cm W Cabinets	ECPDUMK60
for 75-cm W Cabinets	ECPDUMK75

* A pair of Dual PDU Mounting Brackets is included with the Elite Cabinet base frame.

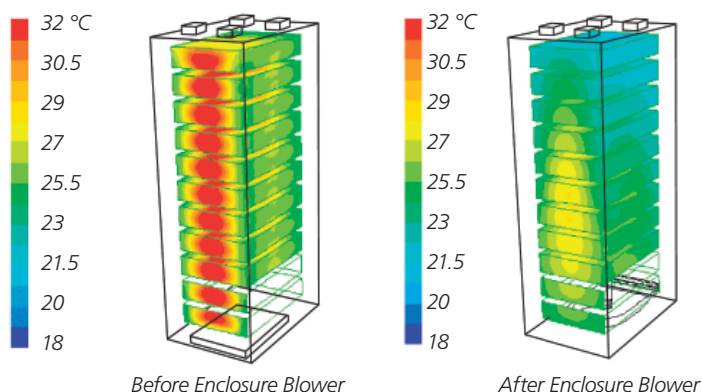
Elite Cabinet Accessories

Enclosure Blower

Maximum ventilation for your cabinets.



- Cools cabinets by improving air circulation.
- Draws cool air from the bottom of the cabinet and delivers it right across the front of servers or other network components.
- Air distribution cools cabinet hot spots by up to 9 °C, extending server life and minimizing downtime.
- Fits on standard 19" rails (2U height).
- Installs easily on bottom of any EIA-30 compliant cabinet.
- Designed for quiet, long-life operation.
- The optional Filter Assembly removes up to 80% of 2-µm particles from circulating air.
- ♦♦ **WARRANTY** — 1 Year



TECH SPECS

Fan Capacity — 390 m³/h
Power — 230 VAC, 50/60 Hz, 90 watts
Size — 10.9 H x 46.7 W x 72.3 D cm plus 2-m power cord with IEC C14
Weight — 6.4 kg

Item	Code
Enclosure Blower	RM801-EU
You may also need...	
Enclosure Blower Filter Assembly	RM802
Enclosure Blower Replacement Filters (12)	RM803

NOTE: Works with any EIA-30 compliant cabinet from any manufacturer.

Tool-less Telescoping Shelves

- Support up to 68 kilograms.
- For use on standard 19-inch rails with square M6 holes.
- Easy installation — no tools required.
- Two sizes to accommodate most cabinet depths.
- Cable slots and pre-punched D-ring holes.
- Vented for air circulation.
- ♦♦ **WARRANTY** — Lifetime



Item	Code
Tool-less Telescoping Shelves	
60–90 cm Deep	RM047
90–120 cm Deep	RM049

Heavy-Duty Sliding Server Shelf

- Weight capacity of 56 kg.
- Measures 44.5 cm wide and 56 or 66 cm deep.
- Provides easy access to the back of your servers and other equipment.
- Mounts on 19" rails.
- ♦♦ **WARRANTY** — Lifetime



Item	Code
Heavy-Duty Sliding Server Shelf, 56-cm Deep	RM411-56D
66-cm Deep	RM411-66D
76-cm Deep	RMT411

Tool-less Filler Panels



- Fasten easily and quickly with quarter-turn fastener.
- Mount easily to 19" rails with M6 holes.
- ♦♦ **WARRANTY** — Lifetime

Item	Code
Filler Panels	
Black 1U (4.45 cm)	RM1031
2U (8.9 cm)	RM1032
3U (13.3 cm)	RM1033
4U (17.8 cm)	RM1034
5U (22.2 cm)	RM1035

Fixed Vented Server Shelves

- The 56.5-cm deep model has a 90-kg weight capacity.
- The 69.2-cm and 76.2-cm deep models have a 68-kg weight capacity.
- Measure 44.5 cm wide.
- Mount in a four-point pattern on 19" rails.
- ♦♦ **WARRANTY** — Lifetime



Item	Code
Fixed Vented Server Shelves	
56.5-cm D, 90-kg Capacity	RM399
69.2-cm D, 68-kg Capacity	RM403
76.2-cm D, 68-kg Capacity	RM410

ServShield

Protect your equipment from dust, dirt, and moisture.



- Weight capacity of 270 kilograms.
- 90-cm depth accommodates larger PCs and servers.
- Fully welded construction; made of 1.3-mm steel.
- Gasketed doors and a filtered air-intake system provide the best resistance to circulating dust and dripping water.

The vented, fixed monitor shelf holds 45 kilograms.

Isolated, steel locking drawer holds a keyboard up to 47-cm wide.

Side panels are removable.

Vented door features an air filter to protect against dust.

Size — 182.8 H x 76,2 W x 91.4 D



Three rear fans generate a cool 380 m³/h to keep your hardware healthy. Filters keep the air clean.

- Water-resistant gaskets and compression latches provide superior protection.
- Unique air-filtering system draws air through the front door filters and expels it through the rear.
- Bottom door features a separate key to keep hardware safe.
- Each compartment features two pairs of adjustable 19" rails with square M6 holes.
- Rear door features twin compression latches for a strong, water-resistant seal.
- Features cable access holes on the top and bottom.
- ♦♦ **WARRANTY** — Lifetime

Item	Code
ServShield	RM470A-R2
You may also need...	
19" W Rackmount, Sliding, Adjustable Tower Shelf with Fins, 56-cm D	RM471
66-cm D	RM400
Replacement Filters	
Rear Fan (Order One per Fan)	RM475
Front Door	RM476

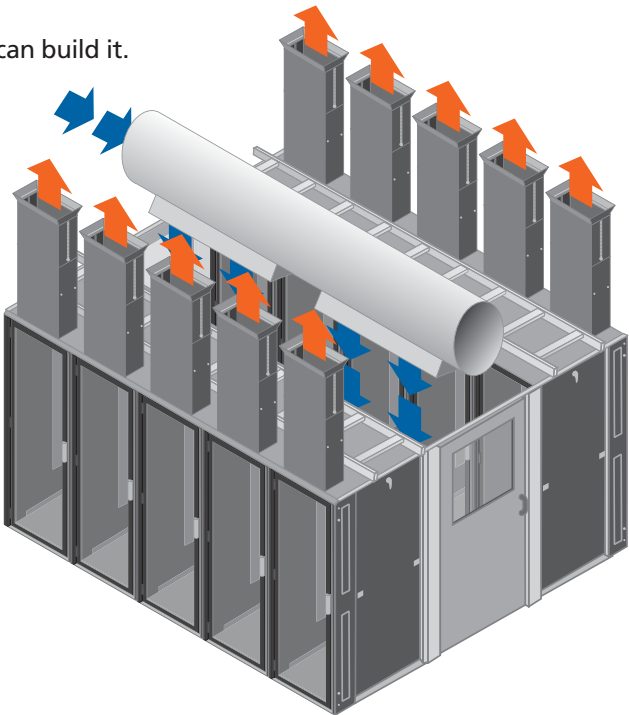
Black Box Custom Solutions

Don't see what you need? Chances are we can build it.

Whether you manage a small-office network or a large data center, you know it can be difficult to pin down an enclosure that:

- Fits your space.
- Holds components compactly and securely.
- Leaves room for expansion.
- Provides adequate cooling.
- Has room for power distribution.
- Manages cable neatly.
- Makes components easy to access.
- Locks when you need it to.

You can count on Black Box to engineer a cabinet solution to match your space and application. Black Box engineers have been designing data centers for more than 25 years—let us use our experience to help you build yours.



Typical hot aisle/cold aisle configuration with hot air vent to the plenum via a Chimney Top (ECTOPCHIM). Also shown is the Containment Door (EC45U48WCD).

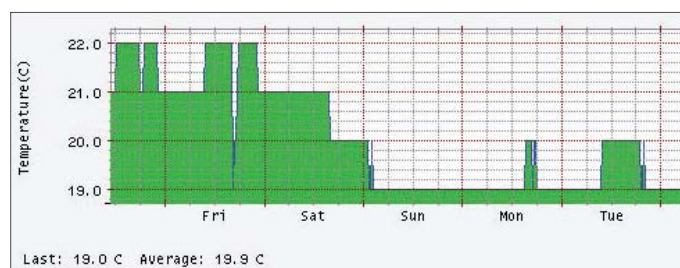
Guard mission-critical IT equipment against physical threats with AlertWerks.

Complete environmental monitoring over any IP network.

- » High or low temperatures
- » Water / humidity
- » Motion detection
- » Smoke detection
- » Fire
- » Security
- » Airflow
- » AC voltage

Sensor Name		Action on Status		Action Name
Temp Rack 03		High Critical		Email notification
		High Warning		
		Low Warning		
		Low Critical		
		Sensor Error		

Alerting



Data Collecting and Graphing



Buyer's Guide | Environmental Monitoring Systems

	ServSensor Jr.	ServSensor	ServSensor Contact	ServSensor V4E	ServSensor V4-20P
Number of external sensors	2	8	8	8	8
Dry-contact inputs	No	No	20 (up to 100)	No	20 (up to 100)
Video surveillance	No	No	No	Up to four cameras	
Alarming	E-mail, SNMP	E-mail, SNMP	E-mail, SNMP	Sound, voice, fax, e-mail, SNMP, SMS, MMS*	
Advanced alarm options	No	No	No	Yes	
Data graphing	Basic	Basic	Basic	Advanced	
Data export and remote collection	Yes	Yes	Yes	Yes	
Encrypted access	No	No	No	Web (HTTPS), SNMPv3	
Code	EME102A	EME108A	EME111A-20	EME134A	EME129A-20

Best seller:
Order the EME103A Kit, which includes a temperature sensor and a ServSensor Jr.

* External e-mail to SMS or SNMP to SMS gateway required. Via Skype™ or external GSM/GPRS modem.



© Copyright 2009-2010. Black Box Corporation. All rights reserved. Black Box® and the Double Diamond logo are registered trademarks, and Elite™ is a trademark, of BB Technologies, Inc. Any third-party trademarks appearing in this publication are acknowledged to be the property of their respective owners.

www.blackbox.eu